

The Learning Journey

Maria Regina College

Literacy Team



The Benefits of Play

- Encourages open and voluntary communication.
- Fosters learning and acceptable behaviours.
- Regulates emotions.
- Reduces stress.
- Promotes creative problem-solving.
- Elevates spirits and self-esteem.



Let children gain their independence

- Teach them the skills that would make them independent and self sufficient citizens.
- Wearing a jacket, zip up a zipper, sleeve inside out, put on socks, put on shoes, put things back in place, be responsible for their things etc.



What can I do as a parent?

- Use one language at a time – lx-xemx or The sun.
- Speak to your child.
- Listen to what they have to say.
- Ask questions which help children think.
- Engage in meaningful conversations with your children.



- Extend and expand on what children say.
- Find opportunities to spend quality time together.
- Find time to play and interact with them.
- Read to your child.



Reading should be fun

What we need:

- Books at home.
- Borrow books from the library.
- Visit book fairs and bookshops.
- Read books that interest the children.



- You could choose a special reading corner.

- Choose interesting topics / books.



- Repetition.

- Make reading interactive, encourage children to join in.

- Choose books with big print and child - friendly language.

- Use role-play, puppets and other resources to make reading meaningful and fun.



Read with me or The Magic of Stories

- Attend story-telling and reading sessions such as those organized by the National Literacy Agency.
- Aqra Miegħi/ Read with Me - 0-3 years.
- Seħer l-Istejjer/ The Magic of Stories - 4-6 years.
- For more information - Facebook pages Aqra Miegħi/ Read with Me, phone 2598 2990 or email aqra.storja@ilearn.edu.mt



Phonological Awareness

- It's all about sounds we say and hear when we talk.
- No need to write or see printed text.

L-ewwel hross/ Initial sound

X'inhu l-ewwel hross ta' ...?/ What's the first sound of...?



L-añhar ñoss/ Last sound

X'ihu l-ewwel ñoss ta'.../ What's the last sound of...?



Inčapčpu s-sillabi

- Ma – ra
- Pu – pa
- Ra – ğel
- Fju – ra
- Siğ – ğu
- Mej – da
- Far – fett
- La – pes
- Taz – za

Blending – ngħaqqdu l-kliem



Letter Formation



Salt, sand or semolina trays



Il-Kitba

It-tfal irridu nħarrġuhom biex:

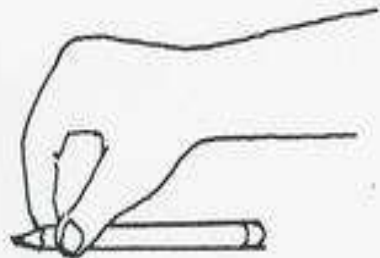
- Jagħrfu l-ittri
- Jgħidu l-ħoss tal-ittra
- Jiktbu l-ittra (fil-melħ, fir-ramel, fis-semolina, play dough)

Fine motor skills

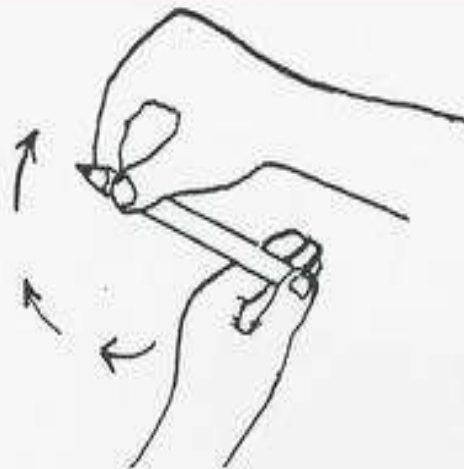
The ability to use our hands, wrists and fingers to reach, grasp and manipulate small objects and tools.



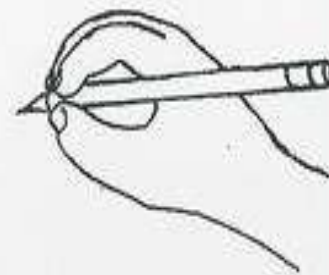




Place pencil on table pointing away from you. Pinch pencil and pick it up. Pinch the pencil where you should hold it—on the paint where the paint meets the wood.



Hold the eraser and twirl it around.



Voila!

Tripod grip




Scissoring skills



Dinosaur Cutting Practice

Carefully cut along the dotted lines.

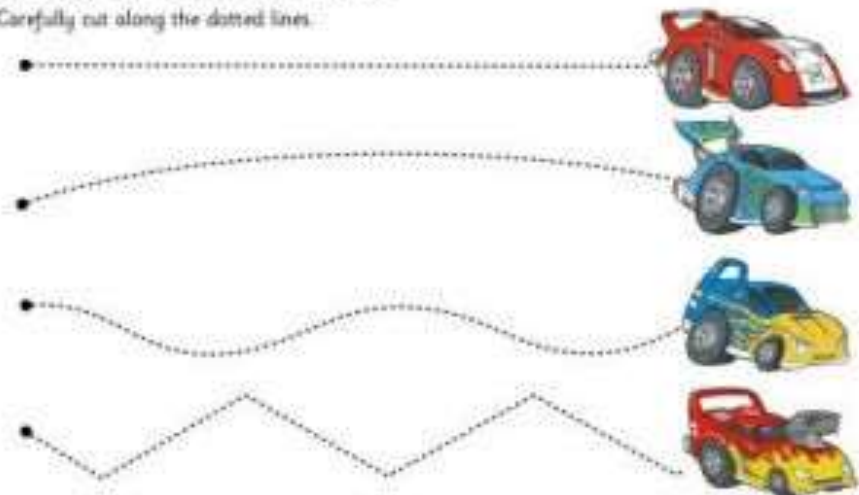


© www.ActivityVillage.co.uk - Keeping Kids Busy

Activity
village


Racing Car Cutting Practice

Carefully cut along the dotted lines.



© www.ActivityVillage.co.uk - Keeping Kids Busy

Activity
village



**THERE'S NO APP TO REPLACE YOUR LAP
Read to Your Child Everyday**



There's no such thing as
"Just playing."
This is how I learn.