



Stay-at-Home

RESOURCE PACK

for

YEAR 3 AND YEAR 4

WEEK 3



How to use this pack:

1. This pack is intended for Year 3 and Year 4 students and focuses on the theme 'Shopping and Services'.
2. Perhaps students could start by covering the Listening and Reading Tasks first to prepare them for the Speaking and Writing Tasks. Suggestion: Do a speaking task and a writing task closer to the end of the week and encourage your children to use the vocabulary they learned in the reading and listening tasks. Also, encourage your children to use the 'writing frames' included in the pack. You might wish to follow the guidelines below:

	<i>Skill</i>	<i>Task</i>	<i>Pages</i>
<i>Monday</i>	Listening	Shopping	3-4
<i>Tuesday</i>	Reading	Aunt Jemima's Earring	7-8
		Adverts	9-10
<i>Wednesday</i>	Speaking	Let's Talk about Shopping	5
		Shopping Memory	6
<i>Thursday</i>	Writing	Writing an Advert	11-12
<i>Friday</i>	Literature	Poem: Shop, Shop, Shopping	13-14

4. The **Literature Task** can be done on any day throughout the week. It is not only meant to promote reading but it also helps expand language awareness and structure and encourage different levels of interpretation and connection with oneself, the world and other texts. The aim is to enjoy reading literary texts.
5. The **Extra Activities** can be done on any day during the week and offer a fun and educational way how to learn about the theme of 'Shopping and Services'.
6. The **Try to Watch** section not only supplements the topic but is an entertaining way of how to expose students to the theme of 'Shopping and Services'.
7. We hope you find this resource pack useful. Any suggestions or feedback would be appreciated. Feel free to contact

Ms Pamela Zerafa (Education Officer): pamela.zerafa@ilearn.edu.mt (25982067) or

Ms Urieth Attard (HoD): urieth.attard@ilearn.edu.mt for more information.

Listening Task: Shopping

1. Pre-Listening:

- Shopping online or at local stores or malls is an activity many people enjoy.

Ask the child: *How often do you go shopping for the following items and where do you buy them: clothing, gifts for friends and family, music, or electronics?*

2. Listening Exercise:

- Students listen to the conversation and answer the questions. Follow this link to listen to it: <https://www.esl-lab.com/easy/shopping-centers/>
- If Internet is not available, then adults can read the text aloud to the child. Follow the procedure below.
- Students may wish to answer the questions in the pack or visit Kahoot on the following link: https://kahoot.it/challenge/049188?challenge-id=fc800eef-9fac-4ec3-8137-9b6d6d7f4942_1585311785163

3. Post-Listening Exercises

Tell your child: *Imagine that you want to buy a gift for a friend for her birthday. Your friend is really into electronics, toys and fashionable clothing, so you want to buy your friend either some new headphones for her gadget at home, the latest toy or a colourful, trendy sequin shirt. Your budget is about €20. Visit two online stores to find these items and compare prices, shipping costs, and the company's refund policy in case there are problems with the order.*

Procedure for listening task:

1. Listen to the text for the first time.
2. Listen to the questions being read aloud. You may start answering them.
3. Listen to the text for the second time.
4. Listen to the questions being read aloud again and answer and questions you left out.

Listening Text

Man: Hi young lady. How may I help you?

Girl: Well, . . . yeah. I'm looking for a Father's Day gift.

Man: Okay. How about getting your father a new wallet?

Girl: Hmm. How much is that wallet?

Man: Huh . . . which one?

Girl: The black one.

Man: Oh. It's only \$40.95.

Girl: Huh? That's too expensive for me. Do you have a cheaper one?

Man: Hmm. How about this brown leather one?

Girl: Umm. . . I don't think my father will like the design on the outside, and it doesn't have a place to put pictures. How much is it anyway?

Man: It's \$25.99.

Girl: Humm. I don't have that much money.

Man: Okay. How much money do you have to spend?

Girl: I'm not sure [money falling on the table]. Probably about ten dollars or so. I've been helping my mum around the house for the past week to earn some money. This is all I have.

Man: Hmm. How about this tie?

Girl: That's real pretty, but the price tag says \$13.99, and I know I don't have that much money.

Man: Well, let's just say the tie went on sale. How about \$5.00. What do you say?

Girl: Oh, thanks. I'll take it.

Answer these questions by choosing the correct answer.

1. What is the girl shopping for?
 - a. a present for her father
 - b. a present for a friend
 - c. a present for her mother
2. How much is the black wallet?
 - a. \$40.95
 - b. \$49.95
 - c. \$44.95
3. Why doesn't the girl like the brown wallet?
 - a. It's too big and heavy.
 - b. There isn't a place to put pictures.
 - c. She doesn't like the colour.
4. About how much does the girl have to spend?
 - a. \$5.00
 - b. \$10.00
 - c. \$13.00
5. What does the girl decide to buy?
 - a. a black wallet
 - b. a tie
 - c. a brown belt

6. Circle True or False.

- | | |
|---|-------------|
| a. The girl knew what to get her father. | True/False |
| b. The girl could afford the black wallet. | True/ False |
| c. The brown wallet is made from leather. | True/ False |
| d. The girl earned the money by doing house chores. | True/ False |
| e. "The tie went on sale" means that the price was cheaper. | True/False |

Speaking Task



Let's talk about *SHOPPING*



Conversation cards: Cut these cards up and put them face down. Take it in turns to pick one up and try to answer the question fully. **Challenge:** Put a timer on and try to extend your utterance for at least 1 minute.

Do you enjoy shopping?
How often do you go shopping?

What's your favourite place to shop? Why?

What was the last thing you bought for someone else? Why did you buy it?

What was the last thing you bought for yourself? Where did you buy it?

Where would you go to buy toys? Why?

What's the best place to buy computers and electronics? Why?

Can you name a few supermarkets? Which one do you like best? Why?

Where do you usually buy your clothes? Why?

Does your family have a TV? Where did you buy it?

Do you like to go shopping alone or with friends? Why?

Who *does the shopping* in your family?
(= buy household items)

Small local shops or big supermarkets? Which do you prefer? Why?

Where do you buy fruit and vegetables? Why?

How do your parents usually pay when they buy something?

Cash, ATM card or credit card. Which is the easiest? The most dangerous? Why?

Mention some places in the community that offer a service.

Does your family buy things online? What are they?

Describe a shopping mall that you sometimes go to.


Shopping Memory

Memory Game – Let your child look at the picture for 1 minute. Then cover the picture and have your child write as many things as he/she can remember.

1. What can you see in the trolley?



2. What can you see in the basket?



Reading Task

Reading

Aunt Jemima's earring

"This new mall is huge!" said Anna.

"Yes," said Aunt Jemima. "It's bigger than the old mall and it's nicer, too. There are four escalators and a lift. It opened yesterday. It's very exciting."

"I need a new computer disc," said Uncle Bob. "Stay with Aunt Jemima, Anna. We mustn't lose you." He went into the computer shop. Anna and Aunt Jemima waited outside.

Anna looked around. There were lots of people. She looked at the floor. Suddenly she saw a small grey ring. She picked up the ring. It was metal but it wasn't shiny. Anna put it in her pocket.

Uncle Bob came back and they went to the clothes shop. Aunt Jemima wanted a new scarf. She put a pretty scarf round her neck. She looked in the mirror.

"Oh no!" she said. "My earring! It's missing. We must go back to the computer shop."

They looked on the floor outside the computer shop. Then Anna heard a sob. Next to her was a small boy.

"Oh, dear. What's the matter?" asked Anna.

"I dropped my new car," said the boy. "I lost a piece and now it doesn't go." He cried and a big tear fell on the floor.

"Did you lose a ring?" Anna asked.

"Yes," said the boy. "I looked on the floor but I didn't find it. I found this but it isn't mine." The boy had a shiny silver ring in his hand.


"That's Aunt Jemima's earring!" Anna put her hand in her pocket and took out the grey metal ring. "Is this yours?" she asked.

The boy fixed the ring into his car. "Yes," he said. "Thank you."

Anna took the earring to Aunt Jemima. She was very happy. "Now let's have a nice cup of tea in the café," she said.

"Just a minute," said Uncle Bob. "My new disc! It's in the clothes shop."

"Oh, no!" said Anna. "Everyone is losing things today!"



Name the shops.

music shop shoe shop clothes shop book shop computer shop sports shop



1 _____



2 _____



3 _____



4 _____



5 _____



6 _____

Answer these questions in writing or orally:

1. Where is Anna at the beginning of the extract?
2. What two things do we learn about the mall in the first three lines?
3. When did Aunt Jemima realise that her earring was missing?
4. Suggest a different word the author could have used instead of "sob".
5. Explain why Anna said "Everyone is losing things today!"
6. Why does this text have so many paragraphs? Underline one.

There are lots of different events. ☐

There is a lot of dialogue (speaking). ☐

There are lots of different people. ☐

The actions happen in different places. ☐

7. Tick all the statements that you know are true:

Uncle Bob needed a new computer. ☐

The mall was crowded. ☐

The missing earring was in the computer shop. ☐

The boy found Aunt Jemima's earring. ☐

Adverts. Look carefully at these adverts, then answer the questions that follow.



Spot-B-Gone

Are you plagued with ugly, disfiguring spots?

Do people think you look hideous and run away from you in the street?

Then you need MagicMachin's latest amazing product - Spot-B-Gone!

Blast your spots with minty goodness!

Made from a ring of minty goodness, Spot-B-Gone dries up your spots with lightning speed leaving your skin flawless and glowing.

Special introductory offer:
BUY 1 SPOT-B-GONE, GET THE 2ND ONE HALF PRICE!!


Seaweed Hair Wraps

Does your hair look dull and lifeless? Do you have split ends?

Never fear! MagicMachin is here to rescue you!

Use MagicMachin's Seaweed Hair wraps to keep your hair looking youthful and beautiful! Just apply twice a week for stunning results.

Seaweed hair wraps are thought to have been used by Mermaids after the recipe was found in an undersea cave.



*Look like a Mermaid
Feel like a Mermaid!*

Special introductory offer:
BUY 1 MAGICMACHIN, GET A CONDITIONER FREE!!

Questions about Spot be Gone:

1. Why do we notice the name of the products straight away?
2. Find and copy 3 adjectives to describe the person *before* they use the product.

3. Which 2 adjectives describe your skin *after* you have used it?

4. "Do people think you look hideous and run away from you in the street?"
Explain why you think this is exaggerating.

5. “Dries up your spots with lightning speed”. How is this sentence exaggerating?

6. Which word shows us that it is new?

Questions about Seaweed Hair Wraps:

1. Write an example of a question from this advert.

2. How often should you use the seaweed?

3. What repetition (repeating words) can you find?

4. These words are repeated to make you imagine that_____

5. What 3 adjectives describe how your hair will look after using the seaweed wrap.

6. Which part of this advert do you think is exaggerating?

7. Out of both adverts, find a part that you thought was funny. Say what it was and why you found it funny.

Extension Idea: Look for some adverts in magazines and notice any exaggerated vocabulary used. This exercise will help you when it comes to writing.

Writing Task

Task 1: Writing an Advert

Step 1: Get your audience's attention, perhaps by asking them a question.

Examples:

Are you plagued with ugly disfiguring spots?

Does your hair look dull and lifeless?



Step 2: Tell them what your product does and exaggerate why they must have it.

“Then you need Magic Machin’s latest amazing product.

“MagicMachin is here to rescue you.”

Step 3: Make it memorable.

Blast your spots with minty goodness!


Look like a mermaid, Feel like a mermaid!

Step 4: Any offers?

Special introductory offer – BUY A SHAMPOO, GET A CONDITIONER FREE!

Now you have a go!

1. What is your product?
2. Who is your audience?
3. Why must they buy it?
4. How will it change their lives?
5. Make the product memorable
6. Offer an added reason to buy



Ask the audience a question.

Tell them what your product does and exaggerate why they must have it.

Make it memorable.

Any offers?

Shop, Shop, Shopping

When Mum goes shopping
There's just no stopping
With the shop, shop, shopping.

We buy:

Hats, mats

This and that's

A watering can

Gloves for Gran

Shorts, shirts

Pants and vest

Party shoes to keep for the best

Material for Mum's new dress

Finger paints to make a mess

A puzzle, too

For me to do

A potted plant -

That's for Aunt,

Some bread and cakes...

For goodness sakes!


PLEASE!

No more shopping

We're drop, drop, dropping

All the shop, shop, shopping!

Georgie Adams



Answer the following questions about the poem:

1. Which item is for the speaker?

2. “Finger paints to make a mess”. Why didn’t the poet write: “And finger paints to paint”?

3. Write two pairs of rhyming words from the poem:

4. What do you think the speaker means by “this and that’s”?

5. Do you think the speaker feels happy about going shopping with mum? How can you tell?

6. Why did the speaker say “Please!”

7. The speaker visited many shops. Write from which shops they could have got the following:

a. a potted plant

b. shorts and shirts

c. material for dress

d. a puzzle

e. bread and cakes

Extra Activities

Have a go at these Simulation Activities. Take a different role and act these out. You may wish to use props. Then encourage your child to change / add anything they want to:

AT THE GREENGOCER'S

Shopkeeper: Hello, can I help you?

Customer: Yes, I would like some tomatoes, please.

Shopkeeper: Ok, how many?

Customer: Not too many, six tomatoes are enough.

Shopkeeper: Alright, anything else?

Customer: No, that's all. How much is it?

Shopkeeper: 1 euro, please.

Customer: Here you are. Good bye!

Shopkeeper: Thank you, good bye!

AT THE FISHMONGER'S

Shopkeeper: Who's next?

Customer: Me!

Shopkeeper: How can I help you?

Customer: I would like some shrimps, please.

Shopkeeper: Oh, we haven't got any shrimps, they finished in the morning! Do you like prawns? They are very similar.

Customer: Oh no, I don't like prawns. Don't worry, good bye!

Shopkeeper: I'm sorry, good bye!

AT THE BUTCHER'S

Shopkeeper: Oh, hello again! Do you want the ham and sausages as usual?

Customer: Yes, but apart from the ham and sausages I also need some burgers.

Shopkeeper: I haven't got too many burgers, how many do you need?

Customer: Four burgers only.

Shopkeeper: Ok, here you have them. Is this everything you want?

Customer: Yes, this is everything. How much is it?

Shopkeeper: Everything will be 6 euros, please.

Customer: Here you are, see you next week!

Shopkeeper: Thank you, see you!

My favourite shop

We want to know which your favourite ship is. Plan and write a post about where you and your family go shopping. Send this to us via email.

Your favourite shop:

What do you buy from shops in the town centre?

What does your family buy online? Why?

Draw or stick a photo of your favourite shop:


My favourite shop is

Extension Idea

Make a leaflet about the different shops in your town.

Shopping list

Help the people at home by writing down the shopping list for next week.



My Shopping List

A spiral-bound notebook with a black cover and a silver spiral binding. The notebook is open to a page with the title "My Shopping List" in a bold, black, sans-serif font. Below the title are 15 horizontal lines for writing, spaced evenly down the page. The notebook is shown from a slightly elevated angle, giving it a three-dimensional appearance.

Note for parents: Why don't you turn this into a role play by pretending to be shop keeper and customer? You can refer to the Role Play Dialogue examples for help on the words to use. You could also practise adding the items to make a bill, giving the correct change, counting money, etc...

Read the following comic strip and then answer the questions that follow:



Set 1

1. Where does the story take place? How can you tell?
2. What is the name of:
 - a. The boy
 - b. the baby
 - c. the dog
 - d. the girl?
3. a. What is Chip's mum reading in the first picture?
 - b. Why do you think she is doing this?
 - c. What other things might she want to buy?
4. How can you tell the dog outside the supermarket is fed up?
5. Why are dogs not allowed in food shops?
6. What does Chips' mum tell him to do outside the supermarket?
7. Which things do you think Chips' mum asked him to get from the list?

Set 2

1. Is this page from a story book or from an information book?
Give a reason.
2. Why does the writer use speech bubbles?
3. How is the bubble which comes from the dog different from the bubbles that come from Chips? Why do you think this is?
4. Find a word that is written in capital letters in the middle of a sentence. Copy the sentence and explain why you think the writer has written it this way.
5. Write down some of the other ways in which capital letters have been used, e.g. to begin sentences.
6. Draw a picture of Chips answering Jessie. Write down what you think he says in a speech bubble.

Try to Watch



https://www.youtube.com/watch?v=s_HYKelQG6Y



Monster Shopping Trip

<https://learnenglishkids.britishcouncil.org/short-stories/monster-shopping-trip>



The Carter Family: Episode 5 The Grocery Store

<https://www.youtube.com/watch?v=aC-1vsQqqfw>

Stop

Games Menu

Topics

Review vocabulary and play games related to Shopping:



<https://www.mes-games.com/clothes1.php>

Poems related to Shopping
and Services

<https://www.poetry4kids.com/poems/pet-shopping/>

<https://www.poetry4kids.com/poems/i-went-to-the-barber/>

<https://www.poetry4kids.com/poems/a-centaur-goes-out-shopping/>

Material taken/adapted from:

Reading – Michael Dean

Teaching and Learning Key Stage 2, Literacy Activity Book

McMillan English World Pupil's Book 3

McMillan English World Workbook 3

Reading for Pleasure

Don't forget to read for at least 20 minutes a day. Some free eBooks are available on the following sites:

<https://www.oxfordowl.co.uk/>

http://www.storiesfromtheweb.org/earlyyears/sfw07_stories.asp

<http://www.littlegiraffes.com/storyprops1.html>

<http://www.storyplace.org/preschool/other.asp>

<http://www.priorywoods.middlesbrough.sch.uk/kidsonly/story/story.htm>

<http://www.schoolexpress.com/storytime.php>

<http://www.storylineonline.net>

<https://www.worldbookday.com/>

If you want someone to read to you, you can always go online and choose a story which tickles your fancy: <https://www.storylineonline.net/>

Teachers and Parents, for more resources, you can visit

<http://taleinmalta.wixsite.com/elrc/resources>

or the official curriculum website:

https://curriculum.gov.mt/en/syllabi_as_from_sept_2018/Pages/yr03_to_yr06_English.aspx

or the Digital Resources tab:

https://curriculum.gov.mt/en/digital_resources/Pages/Primary-EnglishResources.aspx

Dear Parents / Guardians,

We understand how hard it is to home-school children and deal with everything else that's happening, so we hope these packs help a little. If you need any help, feel free to contact us. We truly appreciate receiving emails from your children.

Seeing their work gives us courage and hope. So keep them coming 😊

Stay safe,

Pam, Mary Jude and Urieth

RESOURCE PACK 3: SHOPPING AND SERVICES – ANSWERS

Listening Task

1. 1a; 2 a; 3b; 4b; 5 b
- 6 a.False b. False c. True d.True e.True

Speaking Task

1. Sample Answer: banana, olives, apples, ketchup, mayonnaise, wine bottles, water, oil, lemon, tomato, melon, sausages, jars...
2. a. Carrots, tomato, asparagus, broccoli, cauliflower, artichoke, sweet potato, mushroom, yellow and red pepper, strawberries, aubergine, ...

Reading Task 1: Aunt Jemima's Earring

Clothes shop; sports shop; Music shop
Computer shop, book shop; shoe shop

1. At the mall.
2. Bigger than the old mall; Has four escalators. Has a lift; Opened the day before.
3. When she looked in the mirror at the clothes shop.
4. Moan, cry, weep
5. First Aunt Jemima lost her earring, then the boy lost his ring and last Uncle Bob lost his new disc.
6. There is a lot of dialogue (speaking).
7. The mall was crowded.
The boy found Aunt Jemima's earring.

Task 2: Adverts

1. Bigger, bold, different fonts.
2. Ugly, disfiguring, hideous
3. Flawless and glowing
4. People don't run away from you in the street.
5. Lightning speed is very fast. Spots can't really disappear suddenly.

6. latest

Advert 2

1. Does your hair look dull and lifeless?
Do you have split ends?
2. Twice a week.
3. Look like a mermaid, feel like a mermaid.
4. That your hair will improve/look better.
5. Youthful, beautiful, stunning
6. Seaweed hair wraps thought to have been used by mermaids...
7. Answers will vary.

Literature: Shop, Shop, Shopping

1. puzzle
2. Paint and dress don't rhyme.
3. Dress – mess cakes – sakes
4. A variety of things.
5. No. He's begging his mum to stop shopping.
6. He wants his mum to stop going round the shops and buy things.
7. a. Garden centre; b. clothes shop; c. fabric shop; d. toy shop; e. bakery.

Going Shopping

Set 1.

1. mall

2. a. Chips; b. Gloria; c. Barkis; d. Jessie
3. a. shopping list
b. To remind herself what she needed to buy/to check if she forgot something.
c. Bread, milk, apples, pasta...
4. There's the word 'Boredom'.
5. They might not behave well.
6. Leave the buggy outside.
7. Tomatoes, cereal.

Set 2.

1. Story book. It's a comic story where the story is told by images.
2. To show what each character is saying.
3. The bubble that comes from the dog is a thought bubble. The bubbles that come from Chips are speech bubbles.
Dogs cannot talk.
4. I'm JUST as well behaved as that Gloria. The author wanted to stress that the dog is well behaved like Gloria, so if Gloria can go into the shop, so can he.
5. Begin sentences, names, stress ideas or thoughts (BOREDOM!)
6. Answers will vary.

END OF DOCUMENT
